

A Message from the Dean.....	1
Sizing Up the Size of Government.....	2
Measuring Economic Freedom Closer to Home.....	9
Year in Review.....	16
Global Economic Freedom.....	18
State and Local Economic Freedom.....	21
Student Enrichment.....	24
Public Outreach.....	27

*Background image presents an artists conception of the Brolin-Bridwell Hall, which will be the Bridwell Institute's home after completion of the SMU Cox reconstruction and expansion project in 2024.*









... **A** ... f  
f ...  
...  
... **1** ... **2** ...  
... **2** ... **3** ... **1** ...









By Dean Stansel

... f... Wealth of Nations ... 3 ... fl ... f ...



2021-22

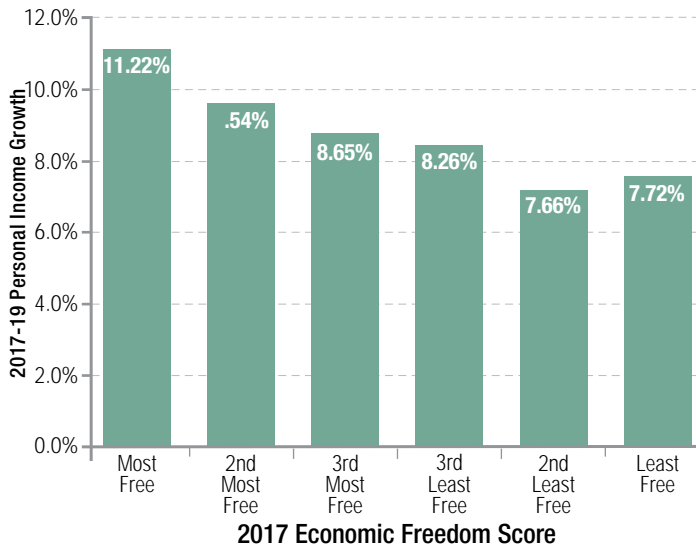


		2012-17, f
1	Denver-Aurora-Lakewood, CO	8.3%
2	St. Louis, MO-IL	7.5%
3	Atlanta-Sandy Springs-Roswell, GA	6.8%
4	Charlotte-Concord-Gastonia, NC-SC	6.4%
5	Raleigh, NC	6.3%
6	Las Vegas-Henderson-Paradise, NV	5.9%
7	Indianapolis-Carmel-Anderson, IN	5.6%
8	Orlando-Kissimmee-Sanford, FL	4.9%
9	Salt Lake City, UT	4.5%
10	Louisville-Jefferson County, KY-IN	4.3%

		2012-17, f
53	Los Angeles-Long Beach-Anaheim, CA	-10.3%
52	New York-Newark-Jersey City, NY-NJ-PA	-8.8%
51	San Diego-Carlsbad, CA	-8.3%
50		

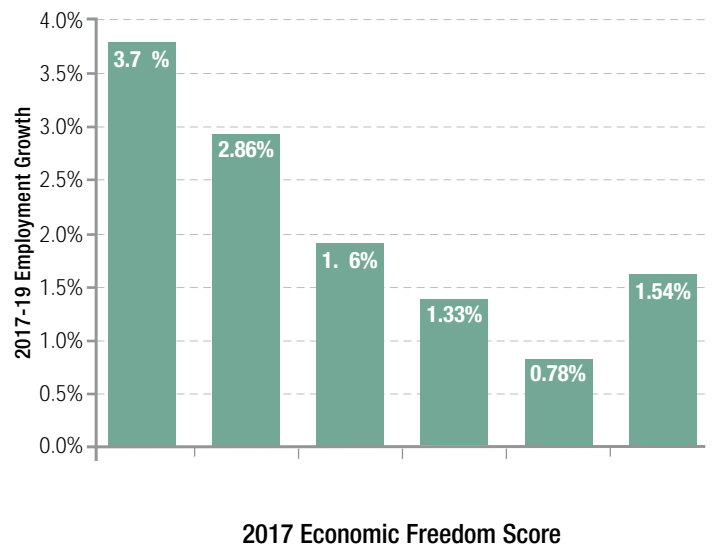
2021-22

6



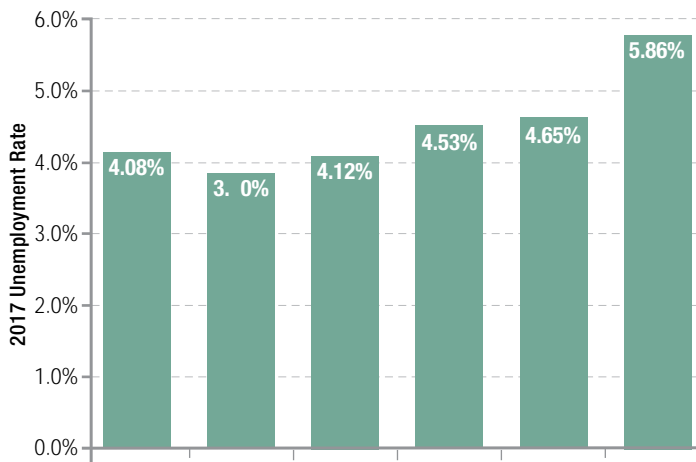
2017 Economic Freedom Score

6



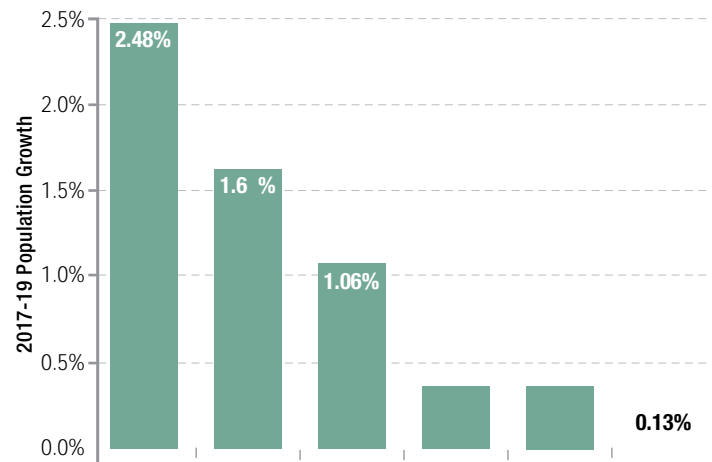
2017 Economic Freedom Score

6



2017 Economic Freedom Score

6



2017 Economic Freedom Score

















0

2

4

6





f, ... *D CEO*

2021-22

2021-22

2021-22

2021-22









f. 2020  
f.  
f. \$1  
f.  
f. \$1  
f.  
f. 2020-21 \$1  
10 f.  
f. f. \$1 A.



0333

2. -0333